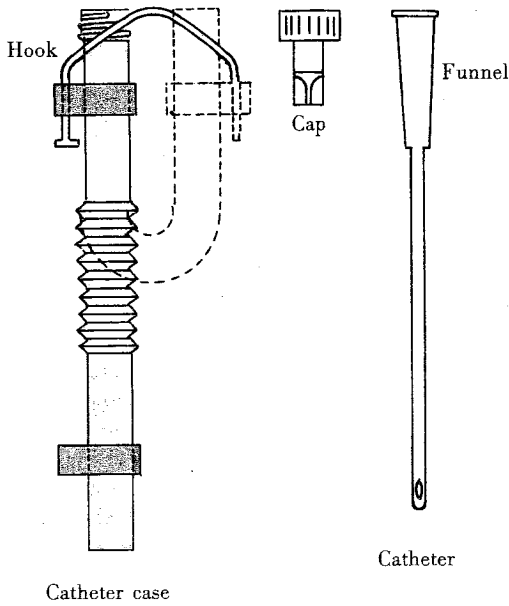


# INSTRUCTIONS FOR USE OF CLINY SELF-CATHETERIZATION SET

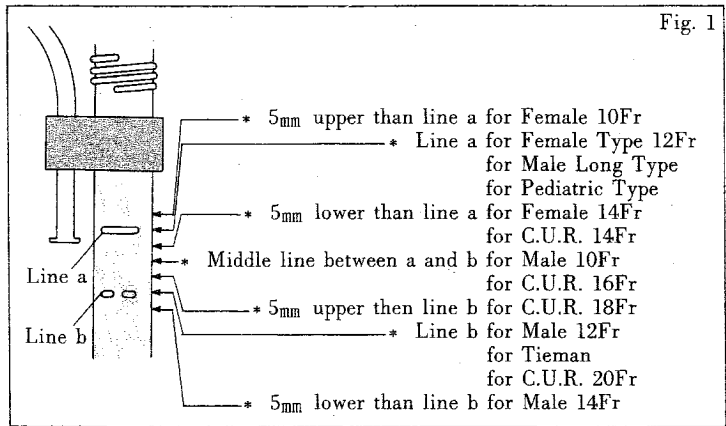
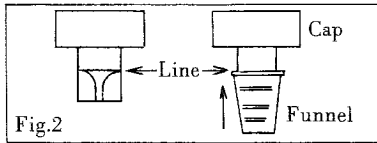
## PRODUCT DESCRIPTION



## BASIC PROCEDURE

The product should be used under your doctor's guidance.

1. Check each part of the set and confirm the lack of abnormality in the package and the product.
2. Fill the catheter with the disinfectant directed in the doctor's prescription, with reference to Fig. 1.  
Note : Straighten the catheter case before injecting the disinfectant.
3. Set the catheter onto the cap until the top of the funnel reach the line drawn on the cap as indicated in Fig. 2.
4. Insert the catheter set onto the cap into the catheter case, keeping the position and tightly fix it by rotating the cap.
5. After use, you should put away the catheter into the case according to the procedure mentioned in items 3 and 4 after washing with tap water.

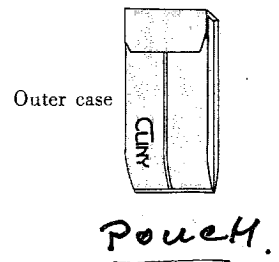


## INSTRUCTIONS FOR USE

1. You should always keep this product clean by washing your hands with soap and water.
2. When insertion of the catheter is impossible or accompanied with pain, you should stop it and consult your doctor.
3. Deeply set the funnel part onto the cap when the cap is used as a stopper of the catheter at the time of insertion.
4. Keep this product under the straightened conditions so as to fail to be bent when it is out of use for a long time.
5. Don't use this product when you find an abnormality such as a defect and a breakage in the product or an abnormality is generated in the use of it.
6. Follow your doctor's guidance regarding the concentration of the disinfectant to be used and the time to renew it.
7. You should use only the disinfectant directed in the doctor's prescription.

## SOME EXAMPLES OF DISINFECTANT

Ingredient	Composition
benzalkonium chloride(10w/v%)	0.02~0.05% in H <sub>2</sub> O or glycerin
benzethonium chloride(10w/v%)	0.02~0.05% in H <sub>2</sub> O or glycerin
benzethonium chloride(10w/v%) + [alkylallyl polyether alcohol]	0.02~0.05% in H <sub>2</sub> O or glycerin
povidone iodine(100mg/ml) (effective iodine 10mg/ml)	0.02~0.05% in H <sub>2</sub> O or glycerin



**OUTER CASE**—An exclusive outer case is included in the set. Insert the catheter into its case and fasten the case with a hook after bending it. Then, put it away into the outer case. The cap part is designed to be fastened with a magic tape.



**CREATE MEDIC CO.,LTD.**